

## TELERI JA ARVUTI ÜHENDAMISE JUHEND, ruum RK

Kui Te soovite näidata sülearvuti ekraani pilti selle ruumi teleris

Lülitage teler puldist sisse. Signaali vastuvõtja asub **TELERI ALUMISES PAREMAS NURGAS (punane mummuke)**.



Teleri pult



Ühendage VGA kabel oma arvutiga. **VGA kaabel**



Kui vajutada teleri puldil „SOURCE“ nuppu,

ja siis valige PC



## Lõpetamine


Ühendage VGA kaabel oma sülearvuti küljest lahti.

Lülitage teler **OFF** nupust välja.



## INSTRUCTION FOR THE TV

Turn the TV on. The TV signal receiver is located in the lower right corner.




TV remote



Connect the VGA cable to the PC

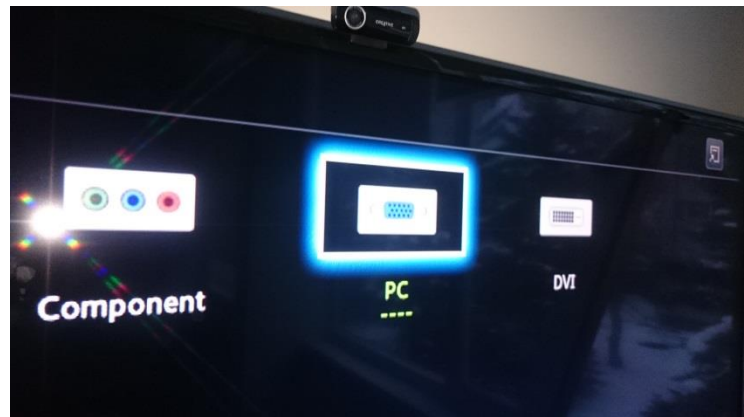
VGA cable



Press the TV remote "SOURCE" button.



## Select PC



## Quitting

Disconnect the VGA cable from your notebook.

Turn the TV off.

